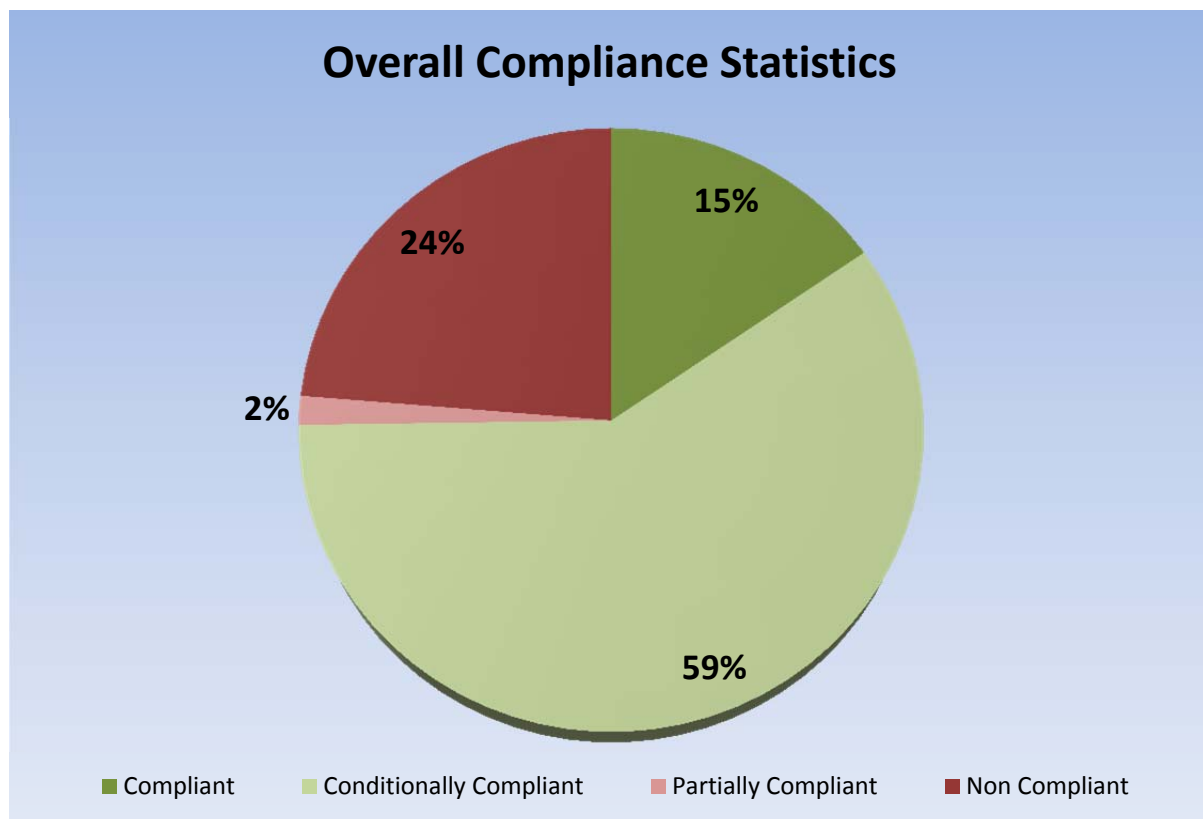


VTI Services: Compliance Statistics on Customer Premises Cabling (LAN)

1st January 2013- 31st December 2013

Check-IT Reports

Check-IT is a test result verification service to technically review communication cabling test results (both Twisted Pair and Optical Fibre) against Australian and/or International performance standards along with any Customer specific requirements.



OVERALL:

Compliant	15.4%
Conditionally Compliant	59.3%
COMPLIANCE TOTAL	74.7%
Partially Compliant	1.5%
Non-Compliant	23.7%

NON COMPLIANCE TOTAL 25.2%

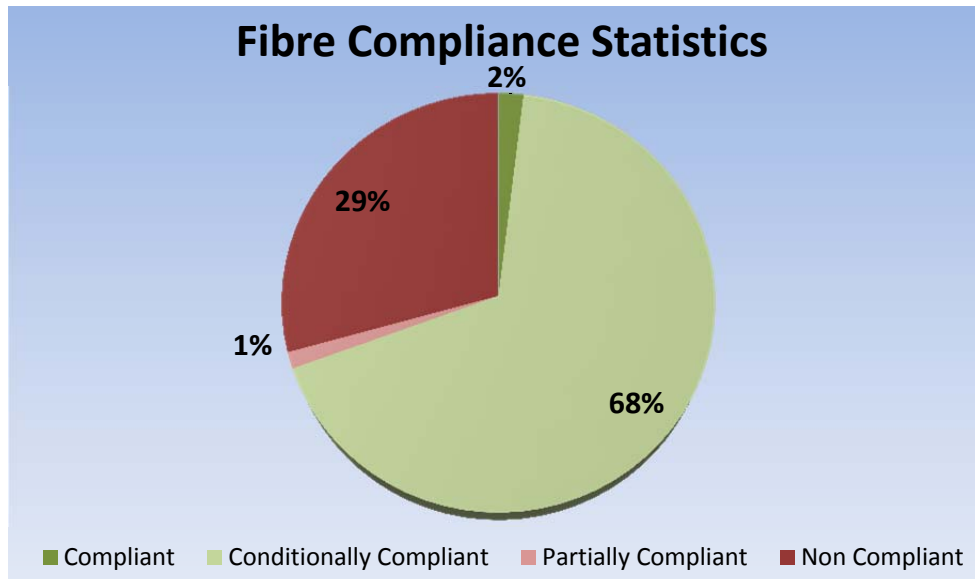
Please Note:

Statistics are based on Data presented to VTI Services as "Compliant" Data.

Statistics are reached by the original reports compliance. Retests are not taken into consideration for statistical review.

Reports are assessed against Australian Standards and Customer's Additional Requirements.

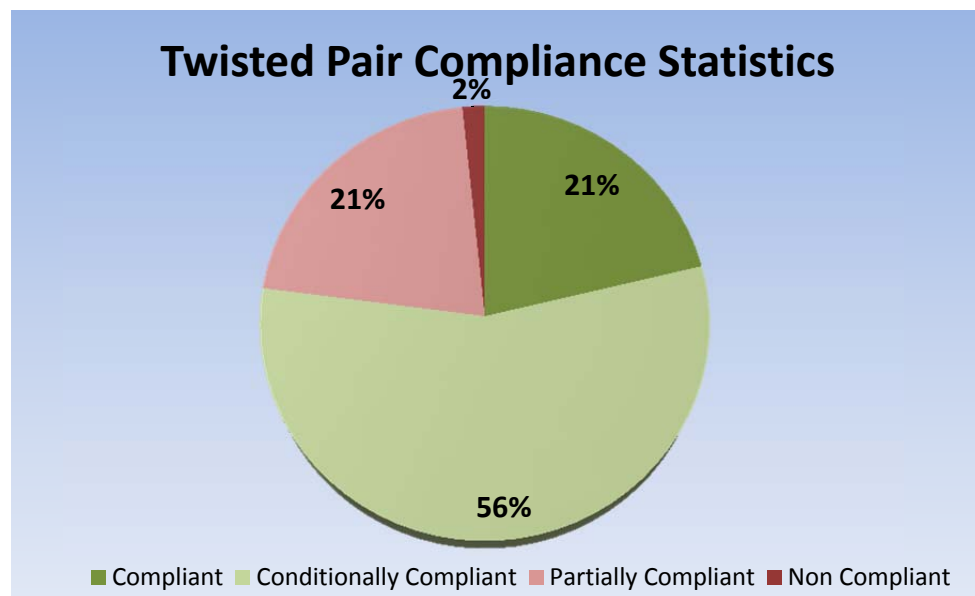
Statistics are based on test data containing anomalies not on individual results.



Fibre:

Compliant	1.9 %
Conditionally Compliant	67.5%
COMPLIANCE TOTAL	69.4%
Partially Compliant	1.3%
Non-Compliant	29.3%

NON COMPLIANCE TOTAL 30.6%



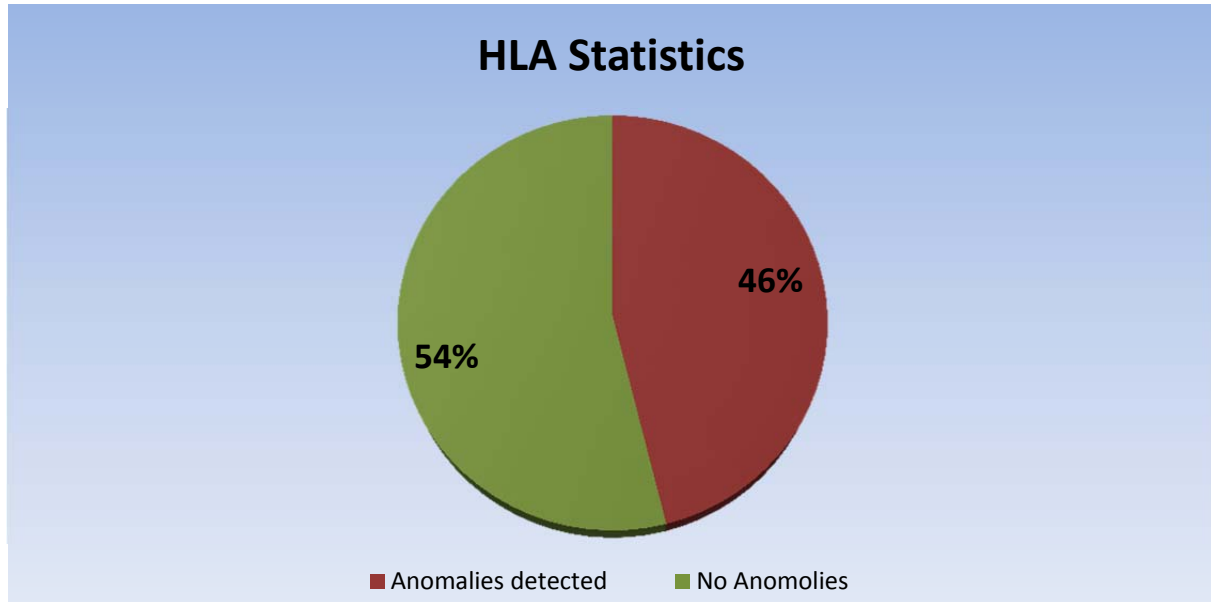
UTP:

Compliant	21.3%
Conditionally Compliant	55.8%
COMPLIANCE TOTAL	77.1%
Partially Compliant	21.3%
Non-Compliant	1.7%

NON COMPLIANCE TOTAL 23.0%

High Level Analysis

High Level Analysis finds anomalies in test data that indicates a high probability of manipulation of data. The reporting level for these statistics is based on data achieving 40% or over similarities between comparative data.

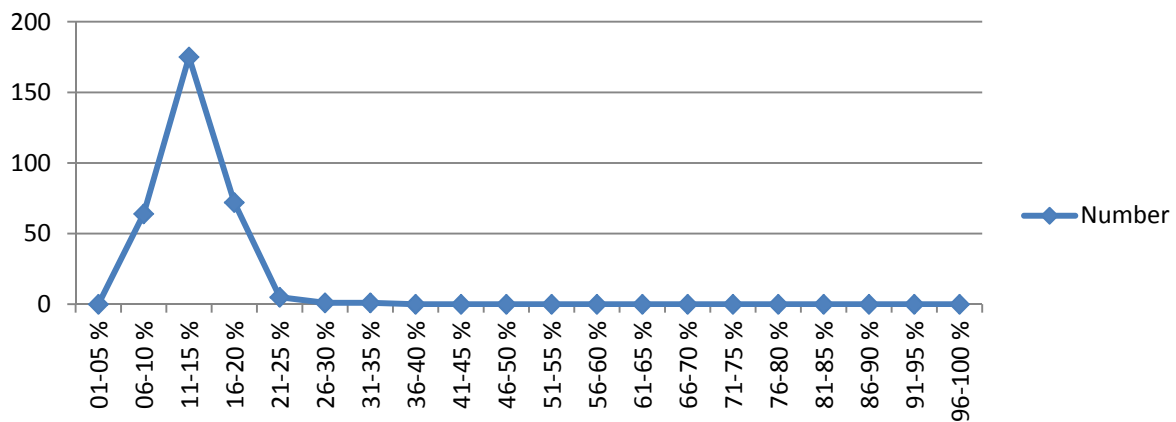


Anomalies:

No Anomalies	56%
Anomalies	44%

The graph below indicates the normal distribution expected of test data:

Typical distribution of comparative data.



Please Note:

There are high levels of HLA Reporting on Wireless Access Points (WAP's) and controlled locations. Comparative assessment is carried out on links within 5 metres.